

Q1 What is your WSBA Bar Number?

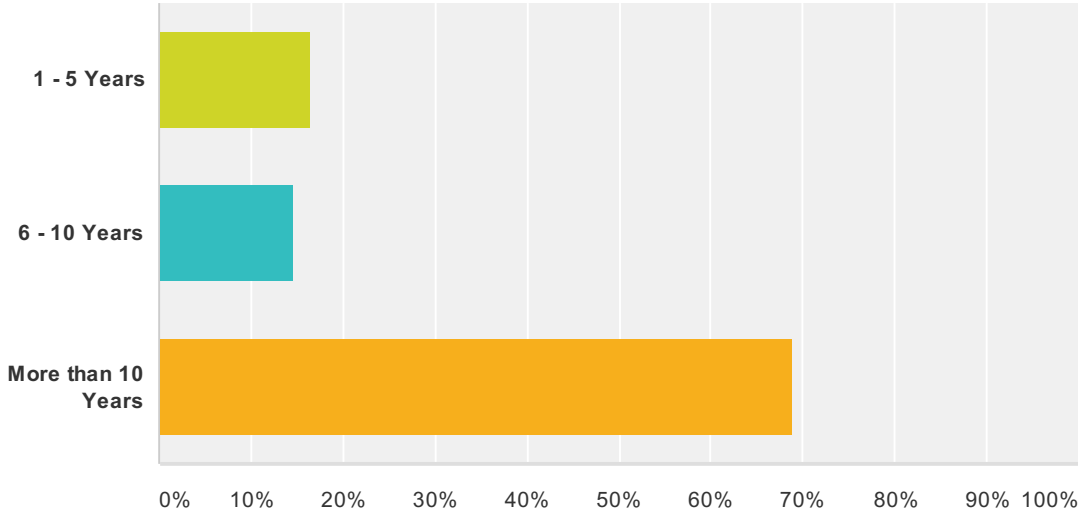
Answered: 268 Skipped: 0

There are currently 1,217 members of the Tacoma Pierce County Bar Association. In April 2014, a Questionnaire Survey was sent to 1,187 members via email. Thirty members opted out of receiving direct broadcast emails from the TPCBA and were not included in the survey.

Of the 1,187 surveys sent out, 268 members responded to the survey. These are the results.

Q2 How long have you been a practicing attorney?

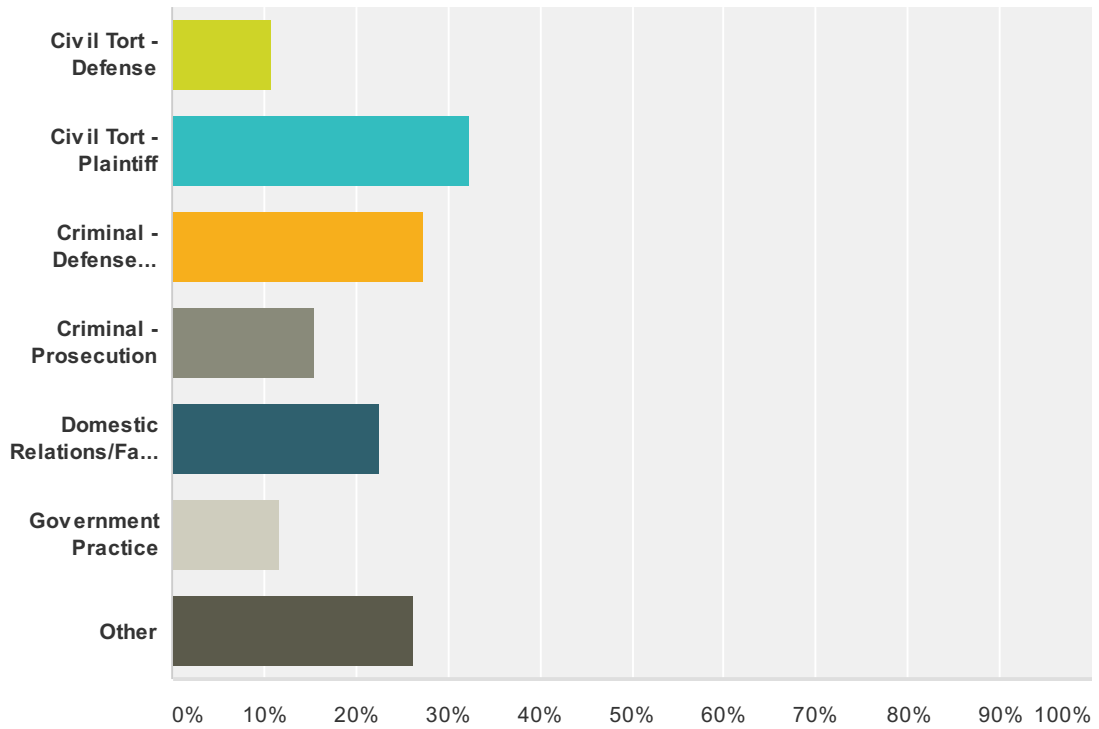
Answered: 266 Skipped: 2



| Answer Choices | Responses |
|--------------------|------------|
| 1 - 5 Years | 16.54% 44 |
| 6 - 10 Years | 14.66% 39 |
| More than 10 Years | 68.80% 183 |
| Total | 266 |

Q3 Select up to 2 of the following areas of law which best describes your practice.

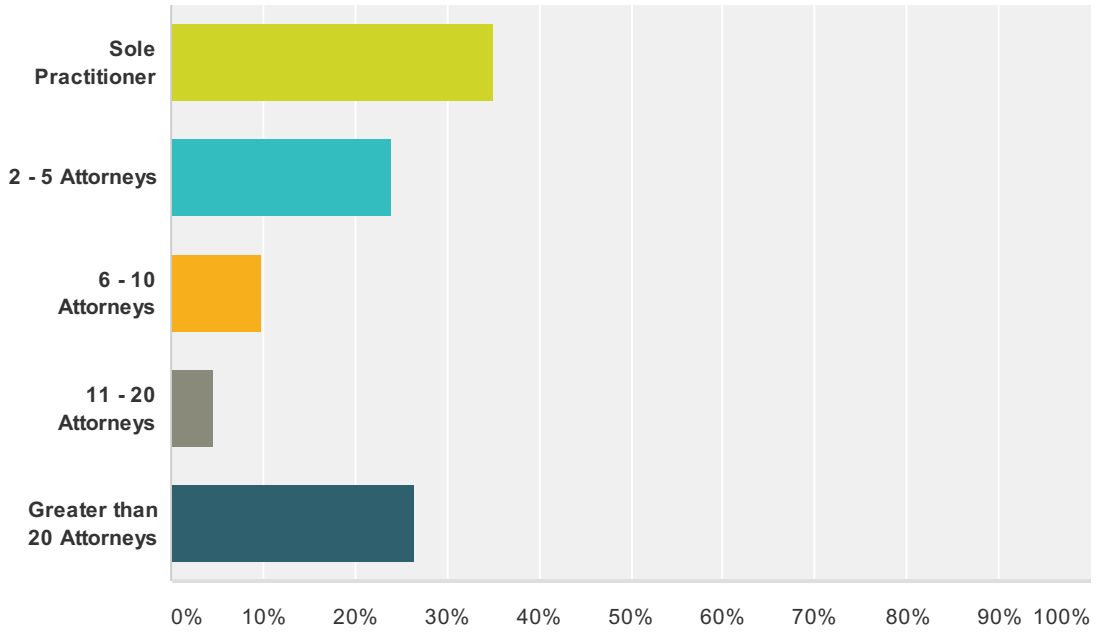
Answered: 266 Skipped: 2



| Answer Choices | Responses | |
|-------------------------------|-----------|----|
| Civil Tort - Defense | 10.90% | 29 |
| Civil Tort - Plaintiff | 32.33% | 86 |
| Criminal - Defense Attorney | 27.44% | 73 |
| Criminal - Prosecution | 15.41% | 41 |
| Domestic Relations/Family Law | 22.56% | 60 |
| Government Practice | 11.65% | 31 |
| Other | 26.32% | 70 |
| Total Respondents: 266 | | |

Q4 How many attorneys are employed by your firm?

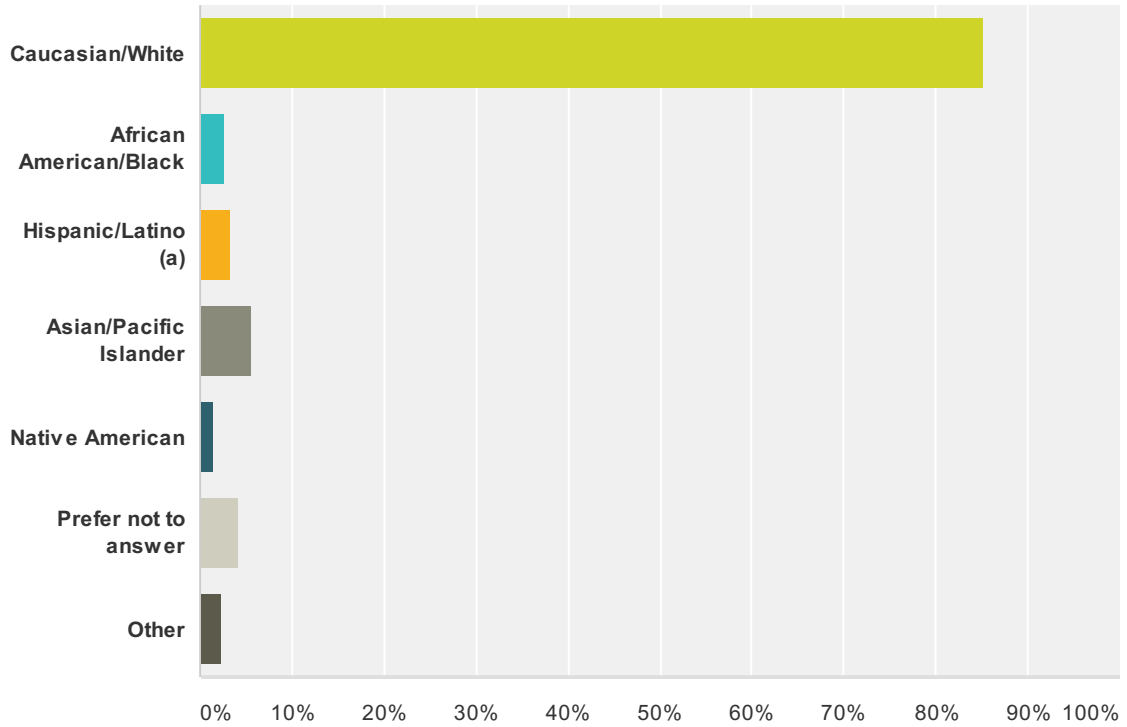
Answered: 263 Skipped: 5



| Answer Choices | Responses | |
|---------------------------|-----------|------------|
| Sole Practitioner | 34.98% | 92 |
| 2 - 5 Attorneys | 23.95% | 63 |
| 6 - 10 Attorneys | 9.89% | 26 |
| 11 - 20 Attorneys | 4.56% | 12 |
| Greater than 20 Attorneys | 26.62% | 70 |
| Total | | 263 |

Q5 What best describes your racial background? (Please check all that apply)

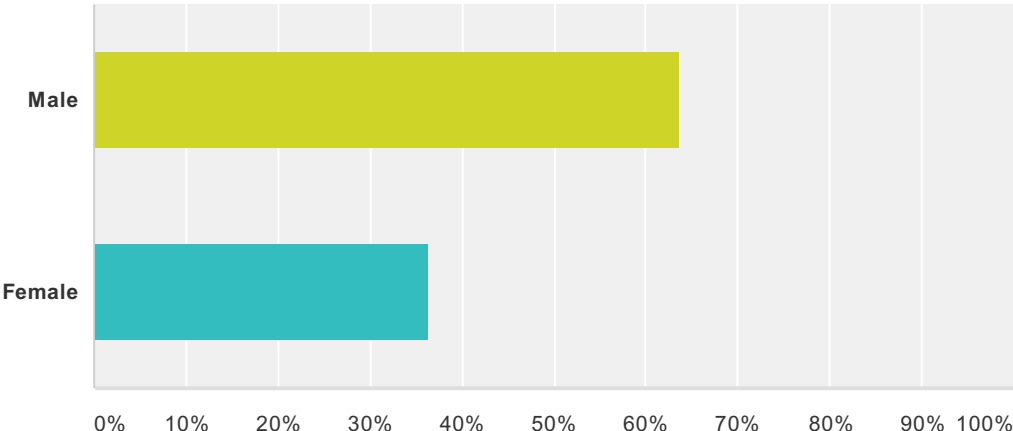
Answered: 262 Skipped: 6



| Answer Choices | Responses |
|-------------------------------|------------|
| Caucasian/White | 85.11% 223 |
| African American/Black | 2.67% 7 |
| Hispanic/Latino(a) | 3.44% 9 |
| Asian/Pacific Islander | 5.73% 15 |
| Native American | 1.53% 4 |
| Prefer not to answer | 4.20% 11 |
| Other | 2.29% 6 |
| Total Respondents: 262 | |

Q6 What is your gender?

Answered: 265 Skipped: 3



| Answer Choices | Responses |
|----------------|------------|
| Male | 63.77% 169 |
| Female | 36.23% 96 |
| Total | 265 |

Q7 Roughly how many times have you appeared before the Judge or Commissioner over the past 4 years?

Answered: 200 Skipped: 68

| | Never | Once | 2-3 Times | 4-10 Times | More than 10 Times | Total |
|---|---------------|-------------|--------------|--------------|--------------------|-------|
| Judge Karla E. Buttorff, District Court | 60.61% 120 | 7.07% 14 | 8.08% 16 | 13.13% 26 | 11.11% 22 | 198 |
| Judge Franklin L. Dacca, District Court | 54.55% 108 | 6.57% 13 | 12.12% 24 | 12.12% 24 | 14.65% 29 | 198 |
| Judge James R. Heller, District Court | 54.59% 107 | 7.14% 14 | 6.63% 13 | 13.27% 26 | 18.37% 36 | 196 |
| Judge Judy Rae Jasprica, District Court | 56.35% 111 | 7.61% 15 | 8.12% 16 | 9.64% 19 | 18.27% 36 | 197 |
| Judge Pat O'Malley, District Court | 55.90% 109 | 8.72% 17 | 12.82% 25 | 7.69% 15 | 14.87% 29 | 195 |
| Judge Kevin A. McCann, District Court | 80.30% 159 | 5.05% 10 | 8.08% 16 | 4.55% 9 | 2.02% 4 | 198 |
| Judge Margaret Vail Ross, District Court | 63.40% 123 | 4.64% 9 | 8.25% 16 | 11.86% 23 | 11.86% 23 | 194 |
| Judge Claire Sussman, District Court | 62.69% 121 | 4.66% 9 | 11.40% 22 | 11.92% 23 | 9.33% 18 | 193 |
| Judge Arthur J. Emery, Municipal Court | 66.49% 129 | 4.12% 8 | 4.64% 9 | 10.82% 21 | 13.92% 27 | 194 |
| Judge David B. Ladenburg, Municipal Court | 65.82% 129 | 5.10% 10 | 6.12% 12 | 6.63% 13 | 16.33% 32 | 196 |
| Judge Elizabeth E. Verhey, Municipal Court | 66.49% 129 | 3.61% 7 | 6.70% 13 | 5.67% 11 | 17.53% 34 | 194 |
| Commissioner Dennis Ball, Municipal Court | 69.07% 134 | 4.64% 9 | 6.19% 12 | 8.76% 17 | 11.34% 22 | 194 |
| Commissioner Randall L. Hansen, Municipal Court | 75.90% 148 | 3.08% 6 | 5.64% 11 | 6.67% 13 | 8.72% 17 | 195 |

Q8 How would you rate the Judges and Commissioners preparation for court and attentiveness to the proceedings, including starting calendars on time, efficient use of court time and timely issuance of decisions and rulings?

Answered: 194 Skipped: 74

| | Excellent | Very Good | Acceptable | Poor | Unacceptable | Don't Know/ Doesn't Apply | Total |
|---|--------------|--------------|--------------|------------|--------------|---------------------------|-------|
| Judge Karla E. Buttorff, District Court | 9.68% 18 | 13.98% 26 | 11.29% 21 | 4.84% 9 | 1.08% 2 | 59.14% 110 | 186 |
| Judge Franklin L. Dacca, District Court | 14.21% 27 | 18.95% 36 | 11.58% 22 | 3.16% 6 | 0.00% 0 | 52.11% 99 | 190 |
| Judge James R. Heller, District Court | 14.81% 28 | 22.22% 42 | 9.52% 18 | 0.53% 1 | 0.00% 0 | 52.91% 100 | 189 |
| Judge Judy Rae Jasprica, District Court | 14.44% 27 | 19.25% 36 | 13.37% 25 | 1.07% 2 | 0.00% 0 | 51.87% 97 | 187 |
| Judge Pat O'Malley, District Court | 12.77% 24 | 15.96% 30 | 10.11% 19 | 3.72% 7 | 4.26% 8 | 53.19% 100 | 188 |
| Judge Kevin A. McCann, District Court | 8.99% 17 | 8.47% 16 | 3.70% 7 | 0.00% 0 | 0.53% 1 | 78.31% 148 | 189 |
| Judge Margaret Vail Ross, District Court | 19.68% 37 | 13.30% 25 | 4.79% 9 | 1.06% 2 | 0.53% 1 | 60.64% 114 | 188 |
| Judge Claire Sussman, District Court | 21.93% 41 | 13.90% 26 | 4.28% 8 | 0.53% 1 | 0.00% 0 | 59.36% 111 | 187 |
| Judge Arthur J. Emery, Municipal Court | 9.63% 18 | 9.09% 17 | 10.16% 19 | 4.81% 9 | 1.60% 3 | 64.71% 121 | 187 |
| Judge David B. Ladenburg, Municipal Court | 8.60% 16 | 13.44% 25 | 8.06% 15 | 3.76% 7 | 2.15% 4 | 63.98% 119 | 186 |
| Judge Elizabeth E. Verhey, Municipal Court | 19.68% 37 | 10.11% 19 | 4.26% 8 | 1.06% 2 | 0.00% 0 | 64.89% 122 | 188 |
| Commissioner Dennis Ball, Municipal Court | 15.76% 29 | 10.87% 20 | 2.72% 5 | 0.00% 0 | 0.00% 0 | 70.65% 130 | 184 |
| Commissioner Randall L. Hansen, Municipal Court | 11.89% 22 | 9.19% 17 | 2.16% 4 | 0.00% 0 | 0.00% 0 | 76.76% 142 | 185 |

Q9 How would you rate the Judges and Commissioners knowledge of the law and their ability to apply it correctly and consistently?

Answered: 191 Skipped: 77

| | Excellent | Very Good | Acceptable | Poor | Unacceptable | Don't Know/ Doesn't Apply | Total |
|---|--------------|--------------|--------------|-------------|--------------|---------------------------|-------|
| Judge Karla E. Buttorff, District Court | 7.22% 13 | 13.33% 24 | 11.67% 21 | 7.22% 13 | 2.78% 5 | 57.78% 104 | 180 |
| Judge Franklin L. Dacca, District Court | 11.96% 22 | 19.57% 36 | 15.22% 28 | 4.89% 9 | 0.00% 0 | 48.37% 89 | 184 |
| Judge James R. Heller, District Court | 16.30% 30 | 25.00% 46 | 7.61% 14 | 0.54% 1 | 0.54% 1 | 50.00% 92 | 184 |
| Judge Judy Rae Jasprica, District Court | 11.05% 20 | 23.20% 42 | 13.81% 25 | 2.21% 4 | 0.00% 0 | 49.72% 90 | 181 |
| Judge Pat O'Malley, District Court | 12.50% 23 | 18.48% 34 | 7.07% 13 | 4.89% 9 | 7.07% 13 | 50.00% 92 | 184 |
| Judge Kevin A. McCann, District Court | 10.44% 19 | 7.69% 14 | 5.49% 10 | 0.55% 1 | 1.10% 2 | 74.73% 136 | 182 |
| Judge Margaret Vail Ross, District Court | 20.99% 38 | 14.36% 26 | 6.08% 11 | 1.66% 3 | 0.55% 1 | 56.35% 102 | 181 |
| Judge Claire Sussman, District Court | 19.78% 36 | 18.13% 33 | 3.30% 6 | 1.10% 2 | 0.00% 0 | 57.69% 105 | 182 |
| Judge Arthur J. Emery, Municipal Court | 12.09% 22 | 12.64% 23 | 9.34% 17 | 2.20% 4 | 0.55% 1 | 63.19% 115 | 182 |
| Judge David B. Ladenburg, Municipal Court | 8.20% 15 | 12.02% 22 | 10.93% 20 | 4.92% 9 | 1.09% 2 | 62.84% 115 | 183 |
| Judge Elizabeth E. Verhey, Municipal Court | 17.49% 32 | 11.48% 21 | 8.20% 15 | 1.64% 3 | 0.00% 0 | 61.20% 112 | 183 |
| Commissioner Dennis Ball, Municipal Court | 12.29% 22 | 15.08% 27 | 2.79% 5 | 0.00% 0 | 0.00% 0 | 69.83% 125 | 179 |
| Commissioner Randall L. Hansen, Municipal Court | 10.80% 19 | 10.80% 19 | 2.84% 5 | 0.00% 0 | 0.00% 0 | 75.57% 133 | 176 |

Q10 How well did the Judge and Commissioner use clear and logical communication while in court, including clear articulation of grounds for rulings?

Answered: 188 Skipped: 80

| | Excellent | Very Good | Acceptable | Poor | Unacceptable | Don't Know/ Doesn't Apply | Total |
|---|--------------|--------------|--------------|-------------|--------------|---------------------------|-------|
| Judge Karla E. Buttorff, District Court | 7.34% 13 | 15.25% 27 | 11.30% 20 | 6.21% 11 | 2.82% 5 | 57.06% 101 | 177 |
| Judge Franklin L. Dacca, District Court | 12.78% 23 | 19.44% 35 | 13.89% 25 | 5.56% 10 | 0.00% 0 | 48.33% 87 | 180 |
| Judge James R. Heller, District Court | 17.13% 31 | 23.20% 42 | 8.29% 15 | 0.55% 1 | 0.00% 0 | 50.83% 92 | 181 |
| Judge Judy Rae Jasprica, District Court | 14.53% 26 | 18.44% 33 | 14.53% 26 | 1.68% 3 | 0.56% 1 | 50.28% 90 | 179 |
| Judge Pat O'Malley, District Court | 14.92% 27 | 14.92% 27 | 8.84% 16 | 6.08% 11 | 4.42% 8 | 50.83% 92 | 181 |
| Judge Kevin A. McCann, District Court | 10.00% 18 | 7.22% 13 | 5.56% 10 | 0.56% 1 | 0.56% 1 | 76.11% 137 | 180 |
| Judge Margaret Vail Ross, District Court | 18.18% 32 | 16.48% 29 | 5.11% 9 | 1.14% 2 | 0.00% 0 | 59.09% 104 | 176 |
| Judge Claire Sussman, District Court | 22.91% 41 | 14.53% 26 | 5.03% 9 | 1.12% 2 | 0.00% 0 | 56.42% 101 | 179 |
| Judge Arthur J. Emery, Municipal Court | 11.60% 21 | 12.71% 23 | 8.29% 15 | 3.31% 6 | 1.66% 3 | 62.43% 113 | 181 |
| Judge David B. Ladenburg, Municipal Court | 8.89% 16 | 15.56% 28 | 10.00% 18 | 2.78% 5 | 0.56% 1 | 62.22% 112 | 180 |
| Judge Elizabeth E. Verhey, Municipal Court | 17.13% 31 | 13.26% 24 | 6.63% 12 | 2.21% 4 | 0.00% 0 | 60.77% 110 | 181 |
| Commissioner Dennis Ball, Municipal Court | 12.99% 23 | 14.69% 26 | 3.95% 7 | 0.00% 0 | 0.00% 0 | 68.36% 121 | 177 |
| Commissioner Randall L. Hansen, Municipal Court | 10.29% 18 | 9.14% 16 | 3.43% 6 | 0.00% 0 | 0.00% 0 | 77.14% 135 | 175 |

Q11 How well did the Judge and Commissioner maintain control over the courtroom, including maintaining case management and enforcement of court rules and deadlines?

Answered: 186 Skipped: 82

| | Excellent | Very Good | Acceptable | Poor | Unacceptable | Don't Know/ Doesn't Apply | Total |
|---|--------------|--------------|--------------|-------------|--------------|---------------------------|-------|
| Judge Karla E. Buttorff, District Court | 9.09% 16 | 15.91% 28 | 10.80% 19 | 5.11% 9 | 1.14% 2 | 57.95% 102 | 176 |
| Judge Franklin L. Dacca, District Court | 17.32% 31 | 15.08% 27 | 14.53% 26 | 1.68% 3 | 0.56% 1 | 50.84% 91 | 179 |
| Judge James R. Heller, District Court | 17.88% 32 | 20.11% 36 | 7.82% 14 | 0.56% 1 | 0.56% 1 | 53.07% 95 | 179 |
| Judge Judy Rae Jasprica, District Court | 17.71% 31 | 18.86% 33 | 9.14% 16 | 1.14% 2 | 1.14% 2 | 52.00% 91 | 175 |
| Judge Pat O'Malley, District Court | 13.41% 24 | 16.20% 29 | 7.82% 14 | 6.15% 11 | 4.47% 8 | 51.96% 93 | 179 |
| Judge Kevin A. McCann, District Court | 8.94% 16 | 7.82% 14 | 5.03% 9 | 0.00% 0 | 0.56% 1 | 77.65% 139 | 179 |
| Judge Margaret Vail Ross, District Court | 20.45% 36 | 14.20% 25 | 4.55% 8 | 1.70% 3 | 0.00% 0 | 59.09% 104 | 176 |
| Judge Claire Sussman, District Court | 23.60% 42 | 11.80% 21 | 5.62% 10 | 0.56% 1 | 0.00% 0 | 58.43% 104 | 178 |
| Judge Arthur J. Emery, Municipal Court | 13.41% 24 | 14.53% 26 | 8.38% 15 | 1.68% 3 | 0.00% 0 | 62.01% 111 | 179 |
| Judge David B. Ladenburg, Municipal Court | 12.43% 22 | 14.12% 25 | 8.47% 15 | 1.69% 3 | 0.56% 1 | 62.71% 111 | 177 |
| Judge Elizabeth E. Verhey, Municipal Court | 22.60% 40 | 7.91% 14 | 6.21% 11 | 0.56% 1 | 0.56% 1 | 62.15% 110 | 177 |
| Commissioner Dennis Ball, Municipal Court | 15.34% 27 | 14.20% 25 | 2.27% 4 | 0.00% 0 | 0.00% 0 | 68.18% 120 | 176 |
| Commissioner Randall L. Hansen, Municipal Court | 11.43% 20 | 10.29% 18 | 2.86% 5 | 0.00% 0 | 0.00% 0 | 75.43% 132 | 175 |

Q12 How well did the Judge and Commissioner treat people with courtesy and respect?

Answered: 187 Skipped: 81

| | Excellent | Very Good | Acceptable | Poor | Unacceptable | Don't Know/ Doesn't Apply | Total |
|---|--------------|--------------|--------------|-------------|--------------|---------------------------|-------|
| Judge Karla E. Buttorff, District Court | 22.29% 39 | 17.71% 31 | 2.86% 5 | 1.14% 2 | 0.57% 1 | 55.43% 97 | 175 |
| Judge Franklin L. Dacca, District Court | 27.37% 49 | 15.64% 28 | 7.82% 14 | 1.12% 2 | 0.00% 0 | 48.04% 86 | 179 |
| Judge James R. Heller, District Court | 28.65% 51 | 19.10% 34 | 3.37% 6 | 0.00% 0 | 0.00% 0 | 48.88% 87 | 178 |
| Judge Judy Rae Jasprica, District Court | 8.57% 15 | 9.14% 16 | 20.00% 35 | 9.14% 16 | 2.86% 5 | 50.29% 88 | 175 |
| Judge Pat O'Malley, District Court | 30.17% 54 | 13.97% 25 | 2.79% 5 | 3.35% 6 | 0.00% 0 | 49.72% 89 | 179 |
| Judge Kevin A. McCann, District Court | 11.36% 20 | 7.39% 13 | 5.68% 10 | 1.14% 2 | 0.00% 0 | 74.43% 131 | 176 |
| Judge Margaret Vail Ross, District Court | 24.00% 42 | 13.14% 23 | 5.71% 10 | 1.14% 2 | 0.00% 0 | 56.00% 98 | 175 |
| Judge Claire Sussman, District Court | 28.81% 51 | 10.17% 18 | 4.52% 8 | 0.00% 0 | 0.56% 1 | 55.93% 99 | 177 |
| Judge Arthur J. Emery, Municipal Court | 18.08% 32 | 12.43% 22 | 5.65% 10 | 1.69% 3 | 0.00% 0 | 62.15% 110 | 177 |
| Judge David B. Ladenburg, Municipal Court | 15.73% 28 | 11.80% 21 | 5.06% 9 | 5.62% 10 | 0.56% 1 | 61.24% 109 | 178 |
| Judge Elizabeth E. Verhey, Municipal Court | 10.73% 19 | 9.04% 16 | 10.73% 19 | 4.52% 8 | 4.52% 8 | 60.45% 107 | 177 |
| Commissioner Dennis Ball, Municipal Court | 20.11% 35 | 10.92% 19 | 1.15% 2 | 0.00% 0 | 0.00% 0 | 67.82% 118 | 174 |
| Commissioner Randall L. Hansen, Municipal Court | 14.45% 25 | 8.67% 15 | 1.16% 2 | 0.00% 0 | 0.00% 0 | 75.72% 131 | 173 |

Q13 How well did the Judge and Commissioner base his or her rulings on the facts and the law?

Answered: 182 Skipped: 86

| | Excellent | Very Good | Acceptable | Poor | Unacceptable | Don't Know/ Doesn't Apply | Total |
|---|--------------|--------------|--------------|-------------|--------------|------------------------------|-------|
| Judge Karla E. Buttorff, District Court | 10.00% 17 | 15.29% 26 | 10.00% 17 | 5.88% 10 | 4.12% 7 | 54.71% 93 | 170 |
| Judge Franklin L. Dacca, District Court | 14.29% 25 | 16.57% 29 | 16.57% 29 | 4.00% 7 | 0.57% 1 | 48.00% 84 | 175 |
| Judge James R. Heller, District Court | 15.43% 27 | 24.00% 42 | 9.14% 16 | 0.57% 1 | 0.57% 1 | 50.29% 88 | 175 |
| Judge Judy Rae Jasprica, District Court | 9.41% 16 | 21.18% 36 | 16.47% 28 | 2.35% 4 | 0.59% 1 | 50.00% 85 | 170 |
| Judge Pat O'Malley, District Court | 16.00% 28 | 17.14% 30 | 6.86% 12 | 5.71% 10 | 5.71% 10 | 48.57% 85 | 175 |
| Judge Kevin A. McCann, District Court | 8.05% 14 | 9.77% 17 | 4.02% 7 | 1.72% 3 | 1.15% 2 | 75.29% 131 | 174 |
| Judge Margaret Vail Ross, District Court | 19.88% 34 | 15.20% 26 | 6.43% 11 | 2.34% 4 | 0.00% 0 | 56.14% 96 | 171 |
| Judge Claire Sussman, District Court | 23.12% 40 | 15.03% 26 | 5.20% 9 | 1.73% 3 | 0.00% 0 | 54.91% 95 | 173 |
| Judge Arthur J. Emery, Municipal Court | 15.03% 26 | 10.40% 18 | 9.83% 17 | 2.31% 4 | 0.00% 0 | 62.43% 108 | 173 |
| Judge David B. Ladenburg, Municipal Court | 10.40% 18 | 13.87% 24 | 6.94% 12 | 5.78% 10 | 1.16% 2 | 61.85% 107 | 173 |
| Judge Elizabeth E. Verhey, Municipal Court | 16.67% 29 | 13.79% 24 | 7.47% 13 | 0.57% 1 | 1.15% 2 | 60.34% 105 | 174 |
| Commissioner Dennis Ball, Municipal Court | 16.96% 29 | 13.45% 23 | 1.75% 3 | 0.00% 0 | 0.00% 0 | 67.84% 116 | 171 |
| Commissioner Randall L. Hansen, Municipal Court | 13.10% 22 | 10.71% 18 | 1.79% 3 | 0.00% 0 | 0.00% 0 | 74.40% 125 | 168 |

Q14 How well did the Judge and Commissioner treat all people equally without bias based on race, gender, or any extralegal personal characteristics?

Answered: 183 Skipped: 85

| | Excellent | Very Good | Acceptable | Poor | Unacceptable | Don't Know/ Doesn't Apply | Total |
|---|--------------|--------------|--------------|------------|--------------|---------------------------|-------|
| Judge Karla E. Buttorff, District Court | 25.73% 44 | 14.62% 25 | 3.51% 6 | 0.58% 1 | 0.00% 0 | 55.56% 95 | 171 |
| Judge Franklin L. Dacca, District Court | 30.86% 54 | 13.14% 23 | 5.71% 10 | 1.71% 3 | 0.00% 0 | 48.57% 85 | 175 |
| Judge James R. Heller, District Court | 30.29% 53 | 16.00% 28 | 2.86% 5 | 0.00% 0 | 0.00% 0 | 50.86% 89 | 175 |
| Judge Judy Rae Jasprica, District Court | 22.54% 39 | 12.14% 21 | 10.40% 18 | 4.05% 7 | 0.58% 1 | 50.29% 87 | 173 |
| Judge Pat O'Malley, District Court | 33.71% 59 | 11.43% 20 | 2.29% 4 | 2.29% 4 | 0.57% 1 | 49.71% 87 | 175 |
| Judge Kevin A. McCann, District Court | 16.09% 28 | 6.32% 11 | 2.87% 5 | 0.57% 1 | 0.00% 0 | 74.14% 129 | 174 |
| Judge Margaret Vail Ross, District Court | 25.15% 43 | 10.53% 18 | 7.02% 12 | 0.58% 1 | 0.00% 0 | 56.73% 97 | 171 |
| Judge Claire Sussman, District Court | 30.81% 53 | 7.56% 13 | 4.65% 8 | 0.00% 0 | 0.00% 0 | 56.98% 98 | 172 |
| Judge Arthur J. Emery, Municipal Court | 21.39% 37 | 10.98% 19 | 5.78% 10 | 0.58% 1 | 0.00% 0 | 61.27% 106 | 173 |
| Judge David B. Ladenburg, Municipal Court | 17.82% 31 | 9.77% 17 | 8.05% 14 | 1.72% 3 | 0.57% 1 | 62.07% 108 | 174 |
| Judge Elizabeth E. Verhey, Municipal Court | 21.02% 37 | 7.95% 14 | 5.11% 9 | 3.41% 6 | 2.84% 5 | 59.66% 105 | 176 |
| Commissioner Dennis Ball, Municipal Court | 24.28% 42 | 8.67% 15 | 0.00% 0 | 0.00% 0 | 0.00% 0 | 67.05% 116 | 173 |
| Commissioner Randall L. Hansen, Municipal Court | 18.71% 32 | 6.43% 11 | 0.58% 1 | 0.00% 0 | 0.00% 0 | 74.27% 127 | 171 |

Q15 How well did the Judge and Commissioner display a neutral and professional presence on the bench?

Answered: 185 Skipped: 83

| | Excellent | Very Good | Acceptable | Poor | Unacceptable | Don't Know/ Doesn't Apply | Total |
|---|--------------|--------------|--------------|-------------|--------------|------------------------------|-------|
| Judge Karla E. Buttorff, District Court | 18.60% 32 | 13.37% 23 | 11.63% 20 | 2.33% 4 | 0.00% 0 | 54.07% 93 | 172 |
| Judge Franklin L. Dacca, District Court | 22.73% 40 | 15.91% 28 | 10.80% 19 | 2.27% 4 | 0.00% 0 | 48.30% 85 | 176 |
| Judge James R. Heller, District Court | 25.71% 45 | 19.43% 34 | 4.57% 8 | 0.57% 1 | 0.00% 0 | 49.71% 87 | 175 |
| Judge Judy Rae Jasprica, District Court | 8.72% 15 | 18.60% 32 | 12.79% 22 | 7.56% 13 | 2.91% 5 | 49.42% 85 | 172 |
| Judge Pat O'Malley, District Court | 24.57% 43 | 12.57% 22 | 5.71% 10 | 4.00% 7 | 5.14% 9 | 48.00% 84 | 175 |
| Judge Kevin A. McCann, District Court | 10.29% 18 | 6.86% 12 | 6.29% 11 | 1.71% 3 | 1.71% 3 | 73.14% 128 | 175 |
| Judge Margaret Vail Ross, District Court | 22.41% 39 | 13.79% 24 | 5.17% 9 | 2.30% 4 | 0.57% 1 | 55.75% 97 | 174 |
| Judge Claire Sussman, District Court | 26.59% 46 | 12.14% 21 | 4.62% 8 | 0.00% 0 | 0.58% 1 | 56.07% 97 | 173 |
| Judge Arthur J. Emery, Municipal Court | 18.18% 32 | 13.07% 23 | 5.11% 9 | 1.70% 3 | 0.00% 0 | 61.93% 109 | 176 |
| Judge David B. Ladenburg, Municipal Court | 14.37% 25 | 11.49% 20 | 6.90% 12 | 5.17% 9 | 0.00% 0 | 62.07% 108 | 174 |
| Judge Elizabeth E. Verhey, Municipal Court | 14.20% 25 | 11.93% 21 | 9.09% 16 | 1.70% 3 | 3.41% 6 | 59.66% 105 | 176 |
| Commissioner Dennis Ball, Municipal Court | 20.69% 36 | 11.49% 20 | 0.57% 1 | 0.00% 0 | 0.00% 0 | 67.24% 117 | 174 |
| Commissioner Randall L. Hansen, Municipal Court | 16.86% 29 | 8.14% 14 | 0.58% 1 | 0.00% 0 | 0.00% 0 | 74.42% 128 | 172 |