

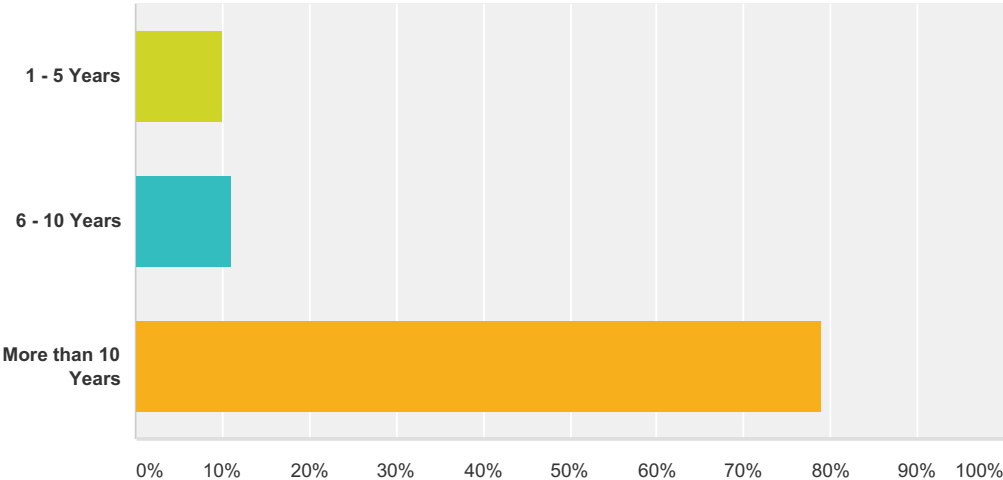
Q1 What is your WSBA Bar Number? (Used only for validation, not disclosed with results.)

Answered: 354 Skipped: 0

There are currently 1,358 members of the Tacoma-Pierce County Bar Association. On June 24, 2016, a Questionnaire Survey for Pierce County Superior Court Judges was sent to 1,336 members via email. The survey was also sent on June 29, July 7 and July 12. Twenty-two members opted out of receiving direct broadcast emails from the TPCBA and were not included in the survey. Of the 1,336 surveys sent, 354 members responded to the survey. These are the results.

Q2 How long have you been a practicing attorney?

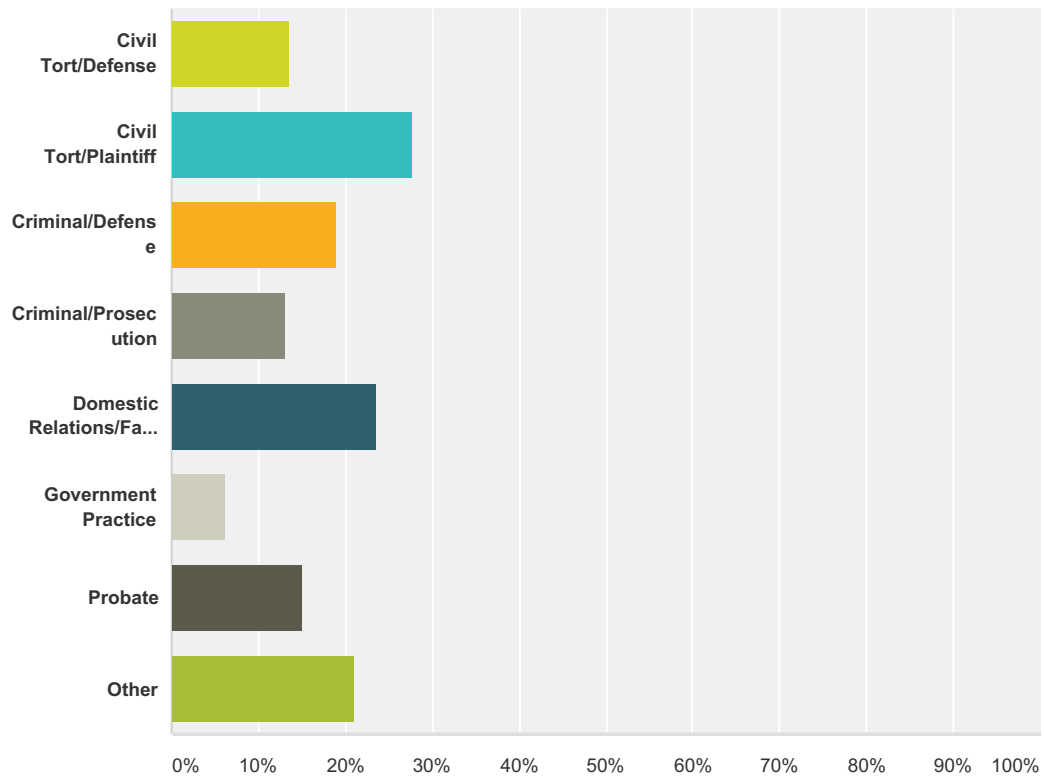
Answered: 351 Skipped: 3



Answer Choices	Responses
1 - 5 Years	9.97% 35
6 - 10 Years	11.11% 39
More than 10 Years	78.92% 277
Total	351

Q3 Select up to 2 of the following areas of law which best describes your practice.

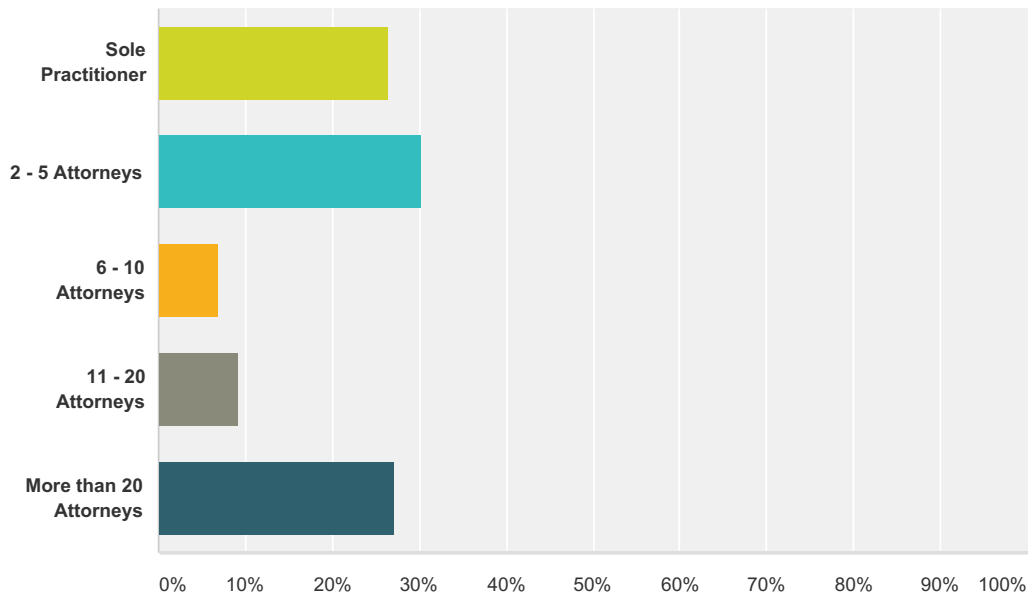
Answered: 347 Skipped: 7



Answer Choices	Responses
Civil Tort/Defense	13.54% 47
Civil Tort/Plaintiff	27.67% 96
Criminal/Defense	19.02% 66
Criminal/Prosecution	13.26% 46
Domestic Relations/Family Law	23.63% 82
Government Practice	6.34% 22
Probate	14.99% 52
Other	21.04% 73
Total Respondents: 347	

Q4 How many attorneys are employed by your firm?

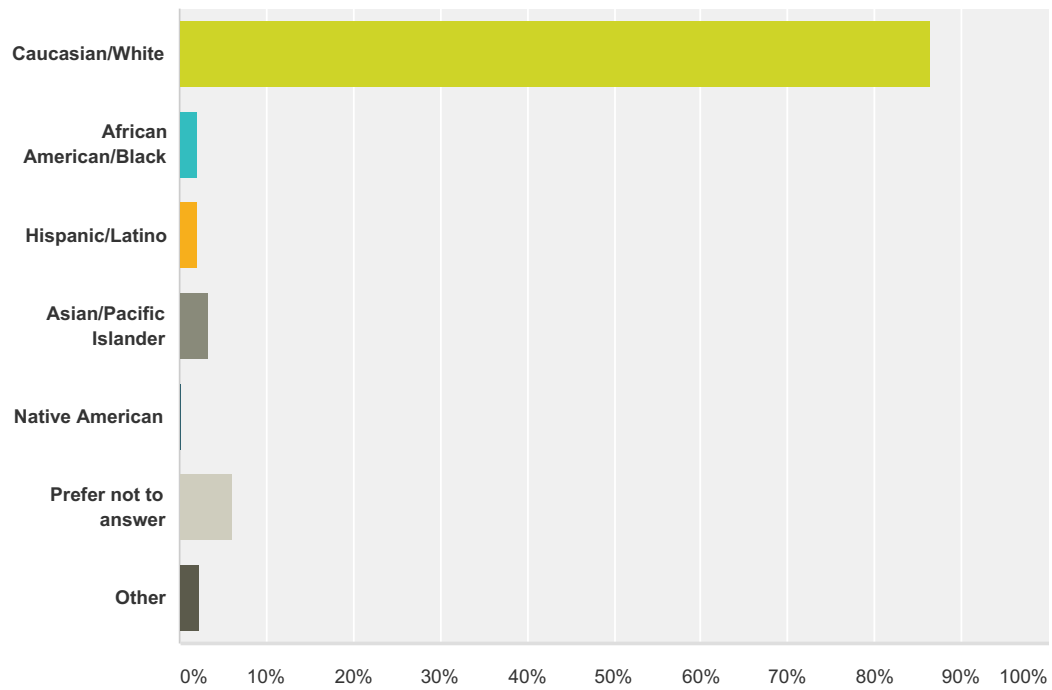
Answered: 350 Skipped: 4



Answer Choices	Responses	Count
Sole Practitioner	26.57%	93
2 - 5 Attorneys	30.29%	106
6 - 10 Attorneys	6.86%	24
11 - 20 Attorneys	9.14%	32
More than 20 Attorneys	27.14%	95
Total		350

Q5 What best describes your racial background? (Please check all that apply)

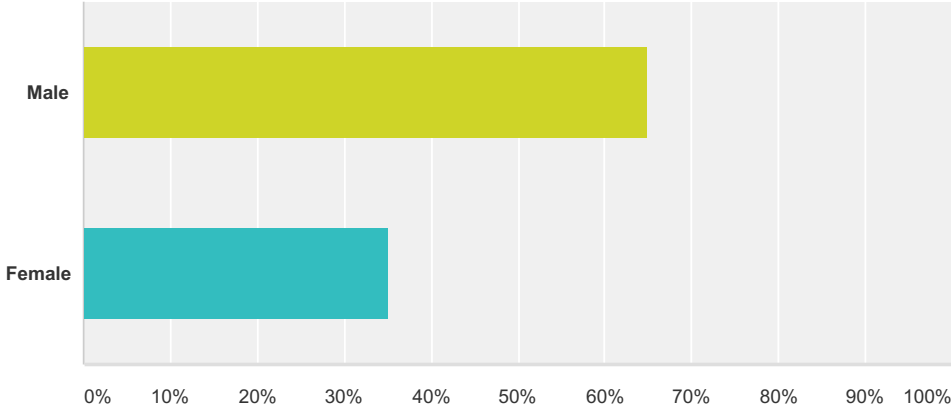
Answered: 349 Skipped: 5



Answer Choices	Responses
Caucasian/White	86.53% 302
African American/Black	2.01% 7
Hispanic/Latino	2.01% 7
Asian/Pacific Islander	3.44% 12
Native American	0.29% 1
Prefer not to answer	6.02% 21
Other	2.29% 8
Total Respondents: 349	

Q6 What is your gender?

Answered: 348 Skipped: 6



Answer Choices	Responses
Male	64.94% 226
Female	35.06% 122
Total	348

2016 Judicial Evaluation

Q7 Approximately how many times have you appeared before this Judge over the past four years?

Answered: 234 Skipped: 120

	Never	Once	2-3 Times	4-10 Times	More than 10 Times	Total
Judge Stephanie Arend	19.72% 43	11.93% 26	28.90% 63	19.27% 42	20.18% 44	218
Judge Bryan Chushcoff	19.37% 43	13.06% 29	27.93% 62	22.52% 50	17.12% 38	222
Judge Jerry Costello	29.55% 65	14.55% 32	30.00% 66	16.36% 36	9.55% 21	220
Judge Frank E. Cuthbertson	21.62% 48	15.32% 34	26.13% 58	18.92% 42	18.02% 40	222
Judge John R. Hickman	26.22% 59	16.89% 38	24.44% 55	16.89% 38	15.56% 35	225
Judge Gerold Johnson	23.87% 53	14.86% 33	26.13% 58	22.07% 49	13.06% 29	222
Judge Gretchen Leanderson	46.61% 103	19.00% 42	21.27% 47	10.41% 23	2.71% 6	221
Judge Elizabeth Martin	22.07% 49	15.77% 35	25.68% 57	22.07% 49	14.41% 32	222
Judge Edmund Murphy	30.00% 66	15.91% 35	25.00% 55	15.00% 33	14.09% 31	220
Judge Kathryn J. Nelson	30.91% 68	17.73% 39	17.73% 39	17.27% 38	16.36% 36	220
Judge Jack Nevin	29.46% 66	13.39% 30	24.11% 54	15.18% 34	17.86% 40	224
Judge James Orlando	24.09% 53	19.55% 43	22.73% 50	15.45% 34	18.18% 40	220
Judge Stanley J. Rumbaugh	31.22% 69	13.12% 29	24.89% 55	9.95% 22	20.81% 46	221
Judge Michael Schwartz	66.67% 146	8.68% 19	12.33% 27	5.94% 13	6.39% 14	219
Judge Susan K. Serko	23.21% 52	16.07% 36	29.46% 66	15.18% 34	16.07% 36	224
Judge Phil K. Sorensen	38.84% 87	17.86% 40	25.89% 58	12.50% 28	4.91% 11	224
Judge Katherine M. Stolz	23.42% 52	14.86% 33	25.23% 56	21.17% 47	15.32% 34	222
Judge Kitty-Ann van Doorninck	35.14% 78	18.47% 41	20.27% 45	10.36% 23	15.77% 35	222
Judge G. Helen Whitener	60.27% 132	15.07% 33	10.96% 24	8.68% 19	5.02% 11	219

2016 Judicial Evaluation

Q8 Please rate this Judge on his or her management of cases, including enforcement of court rules and deadlines.

Answered: 228 Skipped: 126

	Excellent	Very Good	Acceptable	Below Expectations	Unacceptable	Don't Know/ Doesn't Apply	Total
Judge Stephanie Arend	29.25% 62	29.25% 62	17.92% 38	1.89% 4	0.94% 2	20.75% 44	212
Judge Bryan Chushcoff	26.05% 56	28.37% 61	20.93% 45	3.26% 7	0.47% 1	20.93% 45	215
Judge Jerry Costello	10.73% 22	28.29% 58	20.98% 43	5.37% 11	0.49% 1	34.15% 70	205
Judge Frank E. Cuthbertson	28.97% 62	30.37% 65	16.36% 35	1.40% 3	0.00% 0	22.90% 49	214
Judge John R. Hickman	24.88% 53	30.99% 66	15.96% 34	3.29% 7	0.00% 0	24.88% 53	213
Judge Gerold Johnson	20.66% 44	25.35% 54	19.72% 42	3.76% 8	0.94% 2	29.58% 63	213
Judge Gretchen Leanderson	12.81% 26	22.17% 45	11.33% 23	2.96% 6	0.99% 2	49.75% 101	203
Judge Elizabeth Martin	28.50% 59	33.82% 70	13.04% 27	0.97% 2	1.45% 3	22.22% 46	207
Judge Edmund Murphy	25.48% 53	26.92% 56	12.98% 27	1.44% 3	0.48% 1	32.69% 68	208
Judge Kathryn J. Nelson	7.88% 16	24.14% 49	23.15% 47	8.87% 18	4.43% 9	31.53% 64	203
Judge Jack Nevin	31.90% 67	26.19% 55	10.95% 23	3.81% 8	0.00% 0	27.14% 57	210
Judge James Orlando	30.77% 64	33.17% 69	12.02% 25	2.40% 5	0.00% 0	21.63% 45	208
Judge Stanley J. Rumbaugh	12.02% 25	21.63% 45	14.90% 31	12.02% 25	4.81% 10	34.62% 72	208
Judge Michael Schwartz	11.00% 22	15.00% 30	6.00% 12	1.00% 2	0.00% 0	67.00% 134	200
Judge Susan K. Serko	34.93% 73	25.84% 54	7.18% 15	3.35% 7	0.00% 0	28.71% 60	209
Judge Phil K. Sorensen	14.56% 30	26.70% 55	13.59% 28	0.97% 2	0.00% 0	44.17% 91	206
Judge Katherine M. Stolz	12.86% 27	31.90% 67	18.57% 39	9.05% 19	2.86% 6	24.76% 52	210
Judge Kitty-Ann van Doorninck	22.71% 47	23.67% 49	17.39% 36	1.93% 4	0.48% 1	33.82% 70	207
Judge G. Helen Whitener	10.40% 21	15.35% 31	9.41% 19	0.99% 2	1.49% 3	62.38% 126	202

2016 Judicial Evaluation

Q9 Please rate this Judge's preparation for court.

Answered: 225 Skipped: 129

	Excellent	Very Good	Acceptable	Below Expectations	Unacceptable	Don't Know/ Doesn't Apply	Total
Judge Stephanie Arend	35.92% 74	30.10% 62	12.14% 25	2.91% 6	0.00% 0	18.93% 39	206
Judge Bryan Chushcoff	32.39% 69	29.58% 63	15.02% 32	3.76% 8	0.00% 0	19.25% 41	213
Judge Jerry Costello	20.20% 41	25.12% 51	17.24% 35	1.97% 4	0.49% 1	34.98% 71	203
Judge Frank E. Cuthbertson	40.87% 85	27.88% 58	9.62% 20	0.00% 0	0.00% 0	21.63% 45	208
Judge John R. Hickman	31.90% 67	29.52% 62	10.48% 22	2.86% 6	0.48% 1	24.76% 52	210
Judge Gerold Johnson	27.40% 57	25.96% 54	15.38% 32	3.85% 8	0.96% 2	26.44% 55	208
Judge Gretchen Leanderson	20.90% 42	18.91% 38	9.45% 19	1.99% 4	0.50% 1	48.26% 97	201
Judge Elizabeth Martin	36.00% 72	31.00% 62	10.00% 20	1.00% 2	0.50% 1	21.50% 43	200
Judge Edmund Murphy	33.00% 67	23.15% 47	7.39% 15	1.48% 3	0.99% 2	33.99% 69	203
Judge Kathryn J. Nelson	10.50% 21	21.50% 43	21.50% 43	10.50% 21	4.50% 9	31.50% 63	200
Judge Jack Nevin	39.42% 82	25.48% 53	8.65% 18	0.96% 2	0.48% 1	25.00% 52	208
Judge James Orlando	39.60% 80	27.23% 55	11.88% 24	1.49% 3	0.00% 0	19.80% 40	202
Judge Stanley J. Rumbaugh	17.48% 36	22.82% 47	16.99% 35	5.83% 12	3.88% 8	33.01% 68	206
Judge Michael Schwartz	15.66% 31	14.65% 29	4.04% 8	0.00% 0	0.51% 1	65.15% 129	198
Judge Susan K. Serko	49.27% 101	20.49% 42	7.32% 15	1.46% 3	0.49% 1	20.98% 43	205
Judge Phil K. Sorensen	18.63% 38	26.96% 55	11.27% 23	0.49% 1	0.49% 1	42.16% 86	204
Judge Katherine M. Stolz	21.15% 44	22.12% 46	21.63% 45	8.65% 18	4.33% 9	22.12% 46	208
Judge Kitty-Ann van Doorninck	33.66% 68	19.31% 39	13.37% 27	1.98% 4	0.00% 0	31.68% 64	202
Judge G. Helen Whitener	16.75% 33	11.17% 22	9.14% 18	0.51% 1	2.54% 5	59.90% 118	197

2016 Judicial Evaluation

Q10 Please rate this Judge on his or her demonstration of a neutral and professional presence on the bench.

Answered: 228 Skipped: 126

	Excellent	Very Good	Acceptable	Below Expectations	Unacceptable	Don't Know/ Doesn't Apply	Total
Judge Stephanie Arend	33.65% 70	24.04% 50	15.87% 33	8.17% 17	2.88% 6	15.38% 32	208
Judge Bryan Chushcoff	29.86% 63	29.86% 63	16.11% 34	8.06% 17	0.47% 1	15.64% 33	211
Judge Jerry Costello	23.53% 48	28.43% 58	15.20% 31	3.92% 8	1.47% 3	27.45% 56	204
Judge Frank E. Cuthbertson	49.52% 104	28.57% 60	5.71% 12	0.95% 2	0.00% 0	15.24% 32	210
Judge John R. Hickman	42.18% 89	24.17% 51	9.00% 19	4.27% 9	1.90% 4	18.48% 39	211
Judge Gerold Johnson	30.48% 64	26.19% 55	14.29% 30	3.33% 7	2.86% 6	22.86% 48	210
Judge Gretchen Leanderson	30.50% 61	15.50% 31	6.50% 13	2.50% 5	0.50% 1	44.50% 89	200
Judge Elizabeth Martin	45.81% 93	27.09% 55	8.37% 17	0.99% 2	0.99% 2	16.75% 34	203
Judge Edmund Murphy	42.16% 86	21.57% 44	6.37% 13	0.49% 1	1.96% 4	27.45% 56	204
Judge Kathryn J. Nelson	16.00% 32	21.50% 43	24.00% 48	8.00% 16	6.50% 13	24.00% 48	200
Judge Jack Nevin	37.98% 79	24.52% 51	11.06% 23	2.88% 6	1.92% 4	21.63% 45	208
Judge James Orlando	39.80% 80	27.86% 56	10.95% 22	2.49% 5	1.00% 2	17.91% 36	201
Judge Stanley J. Rumbaugh	17.31% 36	19.23% 40	19.23% 40	8.65% 18	6.25% 13	29.33% 61	208
Judge Michael Schwartz	20.30% 40	13.20% 26	3.55% 7	0.00% 0	0.00% 0	62.94% 124	197
Judge Susan K. Serko	50.00% 103	22.33% 46	6.31% 13	4.37% 9	0.49% 1	16.50% 34	206
Judge Phil K. Sorensen	28.86% 58	20.90% 42	10.45% 21	0.50% 1	0.00% 0	39.30% 79	201
Judge Katherine M. Stolz	13.94% 29	27.40% 57	23.56% 49	7.69% 16	9.62% 20	17.79% 37	208
Judge Kitty-Ann van Doorninck	28.78% 59	21.95% 45	14.63% 30	5.37% 11	2.44% 5	26.83% 55	205
Judge G. Helen Whitener	20.20% 40	11.11% 22	6.57% 13	2.02% 4	2.53% 5	57.58% 114	198

2016 Judicial Evaluation

Q11 Please rate this Judge on his or her appearance of fairness.

Answered: 225 Skipped: 129

	Excellent	Very Good	Acceptable	Below Expectations	Unacceptable	Don't Know/ Doesn't Apply	Total
Judge Stephanie Arend	32.68% 67	24.88% 51	19.02% 39	6.34% 13	1.95% 4	15.12% 31	205
Judge Bryan Chushcoff	30.62% 64	28.71% 60	17.22% 36	5.74% 12	0.96% 2	16.75% 35	209
Judge Jerry Costello	24.00% 48	27.00% 54	16.00% 32	4.50% 9	0.50% 1	28.00% 56	200
Judge Frank E. Cuthbertson	46.12% 95	28.64% 59	9.22% 19	0.49% 1	0.00% 0	15.53% 32	206
Judge John R. Hickman	43.75% 91	22.12% 46	11.54% 24	2.40% 5	1.92% 4	18.27% 38	208
Judge Gerold Johnson	30.92% 64	26.57% 55	14.49% 30	2.90% 6	2.42% 5	22.71% 47	207
Judge Gretchen Leanderson	29.80% 59	15.15% 30	8.08% 16	2.02% 4	1.01% 2	43.94% 87	198
Judge Elizabeth Martin	44.72% 89	28.64% 57	8.54% 17	0.50% 1	1.51% 3	16.08% 32	199
Judge Edmund Murphy	39.30% 79	21.39% 43	8.46% 17	1.49% 3	1.99% 4	27.36% 55	201
Judge Kathryn J. Nelson	15.23% 30	25.38% 50	17.77% 35	9.14% 18	4.57% 9	27.92% 55	197
Judge Jack Nevin	33.33% 68	30.39% 62	9.31% 19	2.45% 5	1.47% 3	23.04% 47	204
Judge James Orlando	38.00% 76	27.50% 55	11.50% 23	3.50% 7	1.00% 2	18.50% 37	200
Judge Stanley J. Rumbaugh	18.14% 37	18.63% 38	20.10% 41	5.88% 12	6.37% 13	30.88% 63	204
Judge Michael Schwartz	17.86% 35	15.31% 30	3.57% 7	0.00% 0	0.51% 1	62.76% 123	196
Judge Susan K. Serko	43.78% 88	23.38% 47	7.46% 15	3.98% 8	1.49% 3	19.90% 40	201
Judge Phil K. Sorensen	26.50% 53	22.00% 44	9.00% 18	1.50% 3	0.50% 1	40.50% 81	200
Judge Katherine M. Stolz	17.16% 35	25.00% 51	23.53% 48	6.37% 13	8.82% 18	19.12% 39	204
Judge Kitty-Ann van Doorninck	25.87% 52	26.87% 54	12.94% 26	5.47% 11	1.99% 4	26.87% 54	201
Judge G. Helen Whitener	20.00% 39	9.74% 19	7.69% 15	3.08% 6	2.56% 5	56.92% 111	195

2016 Judicial Evaluation

Q12 Please rate this Judge on his or her respect for the parties who appear before them.

Answered: 226 Skipped: 128

	Excellent	Very Good	Acceptable	Below Expectations	Unacceptable	Don't Know/ Doesn't Apply	Total
Judge Stephanie Arend	29.76% 61	26.83% 55	18.05% 37	8.29% 17	2.93% 6	14.15% 29	205
Judge Bryan Chushcoff	29.33% 61	27.88% 58	18.27% 38	6.25% 13	2.40% 5	15.87% 33	208
Judge Jerry Costello	30.30% 60	24.24% 48	17.17% 34	2.02% 4	1.01% 2	25.25% 50	198
Judge Frank E. Cuthbertson	55.12% 113	21.95% 45	5.37% 11	0.98% 2	0.00% 0	16.59% 34	205
Judge John R. Hickman	46.38% 96	22.71% 47	6.76% 14	2.42% 5	2.42% 5	19.32% 40	207
Judge Gerold Johnson	35.10% 73	23.56% 49	12.50% 26	4.33% 9	1.44% 3	23.08% 48	208
Judge Gretchen Leanderson	33.17% 66	17.59% 35	4.52% 9	1.51% 3	0.50% 1	42.71% 85	199
Judge Elizabeth Martin	51.50% 103	26.50% 53	5.50% 11	0.50% 1	1.00% 2	15.00% 30	200
Judge Edmund Murphy	41.09% 83	24.75% 50	6.44% 13	0.99% 2	0.99% 2	25.74% 52	202
Judge Kathryn J. Nelson	21.03% 41	20.00% 39	22.05% 43	6.67% 13	3.08% 6	27.18% 53	195
Judge Jack Nevin	36.63% 74	26.24% 53	9.41% 19	1.98% 4	1.98% 4	23.76% 48	202
Judge James Orlando	42.71% 85	25.63% 51	12.56% 25	2.01% 4	0.00% 0	17.09% 34	199
Judge Stanley J. Rumbaugh	17.56% 36	19.02% 39	19.51% 40	7.80% 16	5.37% 11	30.73% 63	205
Judge Michael Schwartz	20.00% 39	12.31% 24	4.10% 8	0.00% 0	0.00% 0	63.59% 124	195
Judge Susan K. Serko	49.26% 100	21.67% 44	7.39% 15	1.48% 3	0.49% 1	19.70% 40	203
Judge Phil K. Sorensen	35.82% 72	17.91% 36	6.97% 14	0.00% 0	0.50% 1	38.81% 78	201
Judge Katherine M. Stolz	18.14% 37	24.51% 50	20.59% 42	8.82% 18	8.82% 18	19.12% 39	204
Judge Kitty-Ann van Doorninck	28.00% 56	23.50% 47	14.50% 29	5.50% 11	1.00% 2	27.50% 55	200
Judge G. Helen Whitener	20.51% 40	10.77% 21	7.69% 15	2.56% 5	1.54% 3	56.92% 111	195

2016 Judicial Evaluation

Q13 Please rate this Judge on his or her respect for the attorneys who appear before them.

Answered: 222 Skipped: 132

	Excellent	Very Good	Acceptable	Below Expectations	Unacceptable	Don't Know/ Doesn't Apply	Total
Judge Stephanie Arend	30.88% 63	26.47% 54	18.14% 37	7.84% 16	3.92% 8	12.75% 26	204
Judge Bryan Chushcoff	33.82% 70	27.54% 57	14.01% 29	6.76% 14	2.90% 6	14.98% 31	207
Judge Jerry Costello	32.00% 64	25.50% 51	13.50% 27	3.00% 6	1.00% 2	25.00% 50	200
Judge Frank E. Cuthbertson	51.96% 106	26.96% 55	5.88% 12	0.49% 1	0.00% 0	14.71% 30	204
Judge John R. Hickman	46.86% 97	23.67% 49	8.21% 17	2.42% 5	1.45% 3	17.39% 36	207
Judge Gerold Johnson	38.83% 80	22.33% 46	10.68% 22	3.40% 7	2.91% 6	21.84% 45	206
Judge Gretchen Leanderson	35.18% 70	16.58% 33	4.52% 9	1.51% 3	0.50% 1	41.71% 83	199
Judge Elizabeth Martin	51.26% 102	28.14% 56	4.52% 9	1.51% 3	0.50% 1	14.07% 28	199
Judge Edmund Murphy	43.00% 86	23.00% 46	7.00% 14	0.50% 1	1.50% 3	25.00% 50	200
Judge Kathryn J. Nelson	18.37% 36	25.51% 50	17.86% 35	9.18% 18	3.57% 7	25.51% 50	196
Judge Jack Nevin	40.59% 82	20.79% 42	11.88% 24	2.97% 6	1.98% 4	21.78% 44	202
Judge James Orlando	42.79% 86	27.86% 56	8.46% 17	3.98% 8	0.00% 0	16.92% 34	201
Judge Stanley J. Rumbaugh	19.61% 40	22.06% 45	14.71% 30	8.33% 17	6.37% 13	28.92% 59	204
Judge Michael Schwartz	20.31% 39	13.54% 26	4.17% 8	0.00% 0	0.00% 0	61.98% 119	192
Judge Susan K. Serko	48.51% 98	24.26% 49	6.93% 14	0.99% 2	0.99% 2	18.32% 37	202
Judge Phil K. Sorensen	34.85% 69	18.69% 37	7.58% 15	0.00% 0	0.51% 1	38.38% 76	198
Judge Katherine M. Stolz	18.63% 38	25.00% 51	24.51% 50	8.33% 17	5.88% 12	17.65% 36	204
Judge Kitty-Ann van Doorninck	32.83% 65	16.67% 33	16.16% 32	4.55% 9	3.03% 6	26.77% 53	198
Judge G. Helen Whitener	22.51% 43	11.52% 22	6.28% 12	1.57% 3	2.09% 4	56.02% 107	191

2016 Judicial Evaluation

Q14 Please rate this Judge on his or her knowledge of criminal law and associated court rules.

Answered: 207 Skipped: 147

	Excellent	Very Good	Acceptable	Poor	Unacceptable	Don't Know/ Doesn't Apply	Total
Judge Stephanie Arend	11.28% 22	11.79% 23	7.69% 15	1.54% 3	0.00% 0	67.69% 132	195
Judge Bryan Chushcoff	13.13% 26	18.18% 36	4.55% 9	1.01% 2	0.00% 0	63.13% 125	198
Judge Jerry Costello	14.58% 28	12.50% 24	7.81% 15	1.04% 2	0.52% 1	63.54% 122	192
Judge Frank E. Cuthbertson	18.88% 37	13.27% 26	5.10% 10	0.51% 1	0.00% 0	62.24% 122	196
Judge John R. Hickman	12.69% 25	14.21% 28	6.60% 13	0.00% 0	0.51% 1	65.99% 130	197
Judge Gerold Johnson	7.77% 15	10.36% 20	9.84% 19	2.07% 4	1.04% 2	68.91% 133	193
Judge Gretchen Leanderson	2.62% 5	6.28% 12	4.71% 9	2.09% 4	1.05% 2	83.25% 159	191
Judge Elizabeth Martin	9.42% 18	11.52% 22	9.95% 19	0.52% 1	0.00% 0	68.59% 131	191
Judge Edmund Murphy	25.00% 48	8.33% 16	3.13% 6	0.00% 0	1.04% 2	62.50% 120	192
Judge Kathryn J. Nelson	2.62% 5	9.42% 18	10.99% 21	6.28% 12	3.66% 7	67.02% 128	191
Judge Jack Nevin	23.59% 46	8.72% 17	5.13% 10	0.51% 1	0.00% 0	62.05% 121	195
Judge James Orlando	16.67% 32	11.98% 23	5.73% 11	1.04% 2	0.00% 0	64.58% 124	192
Judge Stanley J. Rumbaugh	6.19% 12	6.19% 12	10.82% 21	5.67% 11	6.19% 12	64.95% 126	194
Judge Michael Schwartz	20.63% 39	6.35% 12	1.59% 3	0.00% 0	0.00% 0	71.43% 135	189
Judge Susan K. Serko	15.98% 31	7.73% 15	8.76% 17	0.52% 1	0.00% 0	67.01% 130	194
Judge Phil K. Sorensen	17.28% 33	10.99% 21	4.19% 8	0.52% 1	0.00% 0	67.02% 128	191
Judge Katherine M. Stolz	8.81% 17	14.51% 28	8.81% 17	2.59% 5	1.55% 3	63.73% 123	193
Judge Kitty-Ann van Doorninck	14.43% 28	11.34% 22	6.19% 12	0.52% 1	1.03% 2	66.49% 129	194
Judge G. Helen Whitener	10.70% 20	7.49% 14	3.21% 6	2.14% 4	0.53% 1	75.94% 142	187

2016 Judicial Evaluation

Q15 Please rate this Judge on his or her knowledge of civil law and associated court rules.

Answered: 219 Skipped: 135

	Excellent	Very Good	Acceptable	Below Expectations	Unacceptable	Don't Know/ Doesn't Apply	Total
Judge Stephanie Arend	27.23% 55	26.24% 53	9.90% 20	3.47% 7	0.99% 2	32.18% 65	202
Judge Bryan Chushcoff	26.57% 55	25.60% 53	11.11% 23	1.93% 4	0.97% 2	33.82% 70	207
Judge Jerry Costello	12.69% 25	15.23% 30	17.77% 35	4.57% 9	0.51% 1	49.24% 97	197
Judge Frank E. Cuthbertson	28.92% 59	25.49% 52	7.84% 16	0.00% 0	0.00% 0	37.75% 77	204
Judge John R. Hickman	25.98% 53	25.00% 51	7.35% 15	1.96% 4	1.47% 3	38.24% 78	204
Judge Gerold Johnson	23.79% 49	17.96% 37	11.17% 23	3.40% 7	1.46% 3	42.23% 87	206
Judge Gretchen Leanderson	16.58% 33	12.56% 25	11.06% 22	1.51% 3	1.51% 3	56.78% 113	199
Judge Elizabeth Martin	33.67% 66	17.86% 35	9.18% 18	0.51% 1	1.53% 3	37.24% 73	196
Judge Edmund Murphy	21.11% 42	16.58% 33	9.55% 19	1.51% 3	1.01% 2	50.25% 100	199
Judge Kathryn J. Nelson	7.18% 14	17.95% 35	19.49% 38	7.69% 15	2.05% 4	45.64% 89	195
Judge Jack Nevin	28.22% 57	16.83% 34	7.92% 16	0.99% 2	1.49% 3	44.55% 90	202
Judge James Orlando	35.35% 70	19.19% 38	6.06% 12	0.51% 1	0.51% 1	38.38% 76	198
Judge Stanley J. Rumbaugh	18.81% 38	14.85% 30	10.89% 22	2.48% 5	2.48% 5	50.50% 102	202
Judge Michael Schwartz	9.38% 18	9.38% 18	2.08% 4	0.00% 0	0.52% 1	78.65% 151	192
Judge Susan K. Serko	35.68% 71	19.10% 38	7.04% 14	1.51% 3	2.01% 4	34.67% 69	199
Judge Phil K. Sorensen	12.56% 25	16.58% 33	11.56% 23	1.01% 2	0.00% 0	58.29% 116	199
Judge Katherine M. Stolz	13.24% 27	17.16% 35	18.14% 37	6.86% 14	6.37% 13	38.24% 78	204
Judge Kitty-Ann van Doorninck	24.50% 49	15.50% 31	10.00% 20	2.50% 5	0.50% 1	47.00% 94	200
Judge G. Helen Whitener	5.67% 11	8.76% 17	7.22% 14	1.55% 3	1.03% 2	75.77% 147	194

2016 Judicial Evaluation

Q16 Please rate this Judge on his or her knowledge of family law and associated court rules.

Answered: 210 Skipped: 144

	Excellent	Very Good	Acceptable	Below Expectations	Unacceptable	Don't Know/ Doesn't Apply	Total
Judge Stephanie Arend	23.12% 46	10.55% 21	1.01% 2	1.01% 2	1.51% 3	62.81% 125	199
Judge Bryan Chushcoff	12.69% 25	10.15% 20	3.05% 6	1.02% 2	0.00% 0	73.10% 144	197
Judge Jerry Costello	4.17% 8	4.69% 9	9.38% 18	1.04% 2	2.08% 4	78.65% 151	192
Judge Frank E. Cuthbertson	11.11% 22	12.63% 25	4.55% 9	0.00% 0	0.00% 0	71.72% 142	198
Judge John R. Hickman	21.21% 42	7.58% 15	4.04% 8	1.52% 3	0.00% 0	65.66% 130	198
Judge Gerold Johnson	13.78% 27	10.71% 21	5.61% 11	3.06% 6	0.51% 1	66.33% 130	196
Judge Gretchen Leanderson	3.61% 7	8.76% 17	6.70% 13	1.03% 2	1.03% 2	78.87% 153	194
Judge Elizabeth Martin	21.03% 41	8.72% 17	3.08% 6	0.51% 1	1.54% 3	65.13% 127	195
Judge Edmund Murphy	9.33% 18	7.77% 15	4.66% 9	0.52% 1	1.04% 2	76.68% 148	193
Judge Kathryn J. Nelson	9.79% 19	12.37% 24	4.64% 9	2.58% 5	1.03% 2	69.59% 135	194
Judge Jack Nevin	6.63% 13	7.65% 15	8.67% 17	0.51% 1	0.00% 0	76.53% 150	196
Judge James Orlando	24.74% 48	5.67% 11	3.09% 6	0.52% 1	0.52% 1	65.46% 127	194
Judge Stanley J. Rumbaugh	5.21% 10	6.25% 12	7.81% 15	1.04% 2	0.52% 1	79.17% 152	192
Judge Michael Schwartz	3.14% 6	2.62% 5	3.14% 6	1.05% 2	0.52% 1	89.53% 171	191
Judge Susan K. Serko	16.24% 32	8.12% 16	4.06% 8	0.51% 1	0.00% 0	71.07% 140	197
Judge Phil K. Sorensen	4.66% 9	7.25% 14	6.74% 13	0.52% 1	0.00% 0	80.83% 156	193
Judge Katherine M. Stolz	11.28% 22	7.18% 14	4.62% 9	2.05% 4	1.54% 3	73.33% 143	195
Judge Kitty-Ann van Doorninck	16.41% 32	7.18% 14	3.08% 6	0.51% 1	0.00% 0	72.82% 142	195
Judge G. Helen Whitener	3.17% 6	4.76% 9	3.17% 6	0.53% 1	2.65% 5	85.71% 162	189

2016 Judicial Evaluation

Q17 Please rate this Judge on his or her timeliness in making decisions and rulings.

Answered: 220 Skipped: 134

	Excellent	Very Good	Acceptable	Below Expectations	Unacceptable	Don't Know/ Doesn't Apply	Total
Judge Stephanie Arend	38.42% 78	25.62% 52	14.29% 29	0.00% 0	0.49% 1	21.18% 43	203
Judge Bryan Chushcoff	31.55% 65	33.98% 70	16.02% 33	1.46% 3	0.49% 1	16.50% 34	206
Judge Jerry Costello	26.63% 53	21.61% 43	20.10% 40	0.00% 0	0.50% 1	31.16% 62	199
Judge Frank E. Cuthbertson	36.95% 75	26.11% 53	16.26% 33	0.00% 0	0.00% 0	20.69% 42	203
Judge John R. Hickman	32.20% 66	29.76% 61	14.15% 29	0.49% 1	0.49% 1	22.93% 47	205
Judge Gerold Johnson	28.64% 59	26.21% 54	18.93% 39	1.94% 4	0.00% 0	24.27% 50	206
Judge Gretchen Leanderson	20.60% 41	17.59% 35	11.06% 22	0.50% 1	1.51% 3	48.74% 97	199
Judge Elizabeth Martin	36.55% 72	26.40% 52	15.23% 30	0.00% 0	0.51% 1	21.32% 42	197
Judge Edmund Murphy	32.16% 64	20.60% 41	13.57% 27	1.51% 3	0.50% 1	31.66% 63	199
Judge Kathryn J. Nelson	19.90% 39	19.90% 39	26.02% 51	2.04% 4	3.06% 6	29.08% 57	196
Judge Jack Nevin	32.34% 65	23.88% 48	14.93% 30	1.99% 4	0.00% 0	26.87% 54	201
Judge James Orlando	40.20% 80	24.62% 49	13.57% 27	0.50% 1	0.00% 0	21.11% 42	199
Judge Stanley J. Rumbaugh	21.89% 44	21.39% 43	17.91% 36	2.49% 5	2.99% 6	33.33% 67	201
Judge Michael Schwartz	16.58% 32	11.40% 22	8.29% 16	0.00% 0	0.00% 0	63.73% 123	193
Judge Susan K. Serko	40.30% 81	19.90% 40	15.42% 31	1.00% 2	0.00% 0	23.38% 47	201
Judge Phil K. Sorensen	25.00% 50	19.00% 38	14.50% 29	0.00% 0	0.00% 0	41.50% 83	200
Judge Katherine M. Stolz	27.72% 56	26.24% 53	19.31% 39	2.97% 6	1.49% 3	22.28% 45	202
Judge Kitty-Ann van Doorninck	33.84% 67	19.70% 39	13.13% 26	1.52% 3	0.00% 0	31.82% 63	198
Judge G. Helen Whitener	17.10% 33	10.36% 20	11.40% 22	0.52% 1	0.52% 1	60.10% 116	193

2016 Judicial Evaluation

Q18 Please rate this Judge's ability to articulate rulings and grounds for rulings in a clear and concise manner.

Answered: 222 Skipped: 132

	Excellent	Very Good	Acceptable	Below Expectations	Unacceptable	Don't Know/ Doesn't Apply	Total
Judge Stephanie Arend	39.41% 80	26.11% 53	14.29% 29	1.97% 4	2.96% 6	15.27% 31	203
Judge Bryan Chushcoff	34.15% 70	27.80% 57	17.07% 35	3.90% 8	1.46% 3	15.61% 32	205
Judge Jerry Costello	23.23% 46	23.23% 46	20.20% 40	3.03% 6	1.01% 2	29.29% 58	198
Judge Frank E. Cuthbertson	41.38% 84	30.05% 61	11.33% 23	0.49% 1	0.00% 0	16.75% 34	203
Judge John R. Hickman	33.99% 69	31.03% 63	12.32% 25	2.96% 6	0.99% 2	18.72% 38	203
Judge Gerold Johnson	28.16% 58	27.67% 57	14.56% 30	5.83% 12	0.97% 2	22.82% 47	206
Judge Gretchen Leanderson	19.80% 39	16.24% 32	12.18% 24	2.03% 4	1.02% 2	48.73% 96	197
Judge Elizabeth Martin	39.90% 79	27.78% 55	13.13% 26	1.01% 2	1.52% 3	16.67% 33	198
Judge Edmund Murphy	33.84% 67	22.22% 44	13.13% 26	1.01% 2	0.51% 1	29.29% 58	198
Judge Kathryn J. Nelson	9.74% 19	24.10% 47	23.59% 46	10.77% 21	7.69% 15	24.10% 47	195
Judge Jack Nevin	36.36% 72	27.27% 54	12.63% 25	1.01% 2	0.00% 0	22.73% 45	198
Judge James Orlando	42.93% 85	29.80% 59	7.58% 15	2.02% 4	0.00% 0	17.68% 35	198
Judge Stanley J. Rumbaugh	19.40% 39	18.41% 37	22.89% 46	4.48% 9	4.98% 10	29.85% 60	201
Judge Michael Schwartz	16.40% 31	13.23% 25	6.35% 12	0.53% 1	0.00% 0	63.49% 120	189
Judge Susan K. Serko	45.00% 90	25.50% 51	8.00% 16	1.50% 3	1.50% 3	18.50% 37	200
Judge Phil K. Sorensen	22.96% 45	23.47% 46	12.76% 25	1.02% 2	0.00% 0	39.80% 78	196
Judge Katherine M. Stolz	18.23% 37	27.09% 55	23.65% 48	6.40% 13	6.40% 13	18.23% 37	203
Judge Kitty-Ann van Doorninck	31.47% 62	22.84% 45	15.23% 30	1.52% 3	1.02% 2	27.92% 55	197
Judge G. Helen Whitener	12.11% 23	14.21% 27	9.47% 18	2.11% 4	2.11% 4	60.00% 114	190

2016 Judicial Evaluation

Q19 Do you have confidence this Judge will fairly and competently handle your case?

Answered: 225 Skipped: 129

	Yes	No	Total
Judge Stephanie Arend	86.57% 174	13.43% 27	201
Judge Bryan Chushcoff	87.13% 176	12.87% 26	202
Judge Jerry Costello	81.56% 146	18.44% 33	179
Judge Frank E. Cuthbertson	96.50% 193	3.50% 7	200
Judge John R. Hickman	90.00% 180	10.00% 20	200
Judge Gerold Johnson	82.72% 158	17.28% 33	191
Judge Gretchen Leanderson	89.35% 151	10.65% 18	169
Judge Elizabeth Martin	94.30% 182	5.70% 11	193
Judge Edmund Murphy	93.51% 173	6.49% 12	185
Judge Kathryn J. Nelson	67.02% 126	32.98% 62	188
Judge Jack Nevin	91.01% 172	8.99% 17	189
Judge James Orlando	91.62% 175	8.38% 16	191
Judge Stanley J. Rumbaugh	74.73% 139	25.27% 47	186
Judge Michael Schwartz	94.90% 149	5.10% 8	157
Judge Susan K. Serko	91.92% 182	8.08% 16	198
Judge Phil K. Sorensen	96.53% 167	3.47% 6	173
Judge Katherine M. Stolz	74.60% 141	25.40% 48	189
Judge Kitty-Ann van Doorninck	84.74% 161	15.26% 29	190
Judge G. Helen Whitener	82.78% 125	17.22% 26	151